





# **BARDOLINE<sup>®</sup>**

## **PRO**

**Onduline<sup>®</sup>**  
Lightweight roofing systems

# BARDOLINE® PRO

Premium quality asphalt shingles for individual and collective houses, commercial or public-access buildings.

































-   
**High quality**
-   
**Easy to install**
-   
**Waterproofing**
-   
**Mechanical resistant**
-   
**Aesthetic**

## SPECIFICATION 规范 SPECIFIKASI

Shape 形状 <i>Bentuk</i>	Rectangular	Beaver	Triangular	Hexagonal	Design	Opera
Length 长度 <i>Panjang</i>	1000 mm	1000 mm	1000 mm	1000 mm	1000 mm	998 mm
Width 宽度 <i>Lebar</i>	340 mm	340 mm	340 mm	337 mm	337 mm	337 mm
Thickness 厚度 <i>Ketebalan</i>	3.3 mm	3.3 mm	3 mm	3 mm	3 mm	3 / 6.2 mm
Weight 重量 <i>Berat</i>	10.5 kg/m <sup>2</sup>	10.5 kg/m <sup>2</sup>	11 kg/m <sup>2</sup>	8.3 kg/m <sup>2</sup>	8.3 kg/m <sup>2</sup>	11.5 kg/m <sup>2</sup>
Exposed area 暴露区域 <i>Kawasan terdedah</i>	145 mm	145 mm	145 mm	143 mm	143 mm	143 mm

## PRODUCT RANGE 产品系列 JULAT PRODUK

Rectangular		 Black	 Slate	 Green	 Red	 Dual Brown
Beaver		 Slate	 Green	 3 Brown	 Red	 Terracotta
Triangular		 Unired	 Unigrey	 Black Slate Grey		
Hexagonal		 Green	 Red	 Brown	 Slate Grey	
Design		 Red	 Brown	 Grey	 Green	
Opera		 Dark Slate	 Black	 Dual Brown		

### Complementary Accessories

#### BITULINE®



#### ONDUTISS® STRONG

Felt Underlay



**Contact us** for more information.